



La Pêche

# TOGETHER WE COLLECT



**TOGETHER**  
WE COMPOST



Municipalité de | Municipality of  
**Pontiac**

MAY 2,  
2022

# IN LA PÊCHE, WE COLLECT ORGANIC WASTE!

The Municipality of La Pêche cares about sustainability and proper waste management, which is why it is being proactive with the launch of its compostable organic materials collection program on May 2, 2022.

The goal of the Québec government's organic materials reclamation strategy is to roll out an organic waste management system across the entire municipality by 2025.

Residents in more than 600 Québec municipalities already have a brown bin!

## Get into the habit of green!

On May 2, 2022, residents will be asked to get in the habit of sorting household waste and putting organic materials in the brown bin they will receive from the Municipality.



## BLUE BIN

Recyclable  
material

Containers, packaging, and printed materials made from plastic No. 1, 2, 3, 4, 5, and 7 (NOT No.6), metal, glass, paper, or cardboard



## BROWN BIN

Organic  
material

Food, paper and garden waste and soiled cardboard (See list on page 4)



## GARBAGE BIN

Final  
waste

Non-recoverable

# WHY BROWN BINS?

- To reduce waste sent to landfills
- To convert organic waste into valuable compost
- To participate in organic waste collection and work together to achieve the objectives set by Québec.

# LANDFILLS

- Emit methane, a potent greenhouse gas released by decomposing organic matter;
- Are unsustainable (already at full capacity);
- Are the last resort and should be used only to dispose of final waste.



Grasscycling: Another way to reduce waste is to leave grass clippings on the lawn after mowing.

The waste sector is responsible for nearly 6% of greenhouse gas emissions in Québec, and organic waste in landfills is the primary source.


According to RECYC-QUÉBEC, organic waste accounts for roughly 47% of all waste.

# WASTE MANAGEMENT COLLECTION CALENDAR

# 2022

-  Recycling
-  Garbage
-  Organic waste
-  No collection
-  Bulky waste
-  Yard and plant waste






## January

	M	T	W	T	F
	3	4	5	6	7
	10	11	12	13	14
	17	18	19	20	21
	24	25	26	27	28
	31				

## February

	M	T	W	T	F
		1	2	3	4
	7	8	9	10	11
	14	15	16	17	18
	21	22	23	24	25
	28				

## March

	M	T	W	T	F
		1	2	3	4
	7	8	9	10	11
	14	15	16	17	18
	21	22	23	24	25
	28	29	30	31	






## April

	M	T	W	T	F
					1
	4	5	6	7	8
	11	12	13	14	15
	18	19	20	21	22
	25	26	27	28	29

## May

	M	T	W	T	F
	2	3	4	5	6
	9	10	11	12	13
	16	17	18	19	20
	23	24	25	26	27
	30	31			






## June

	M	T	W	T	F
			1	2	3
	6	7	8	9	10
	13	14	15	16	17
	20	21	22	23	24
	27	28	29	30	

## July

	M	T	W	T	F
					1
	4	5	6	7	8
	11	12	13	14	15
	18	19	20	21	22
	25	26	27	28	29

## August

	M	T	W	T	F
	1	2	3	4	5
	8	9	10	11	12
	15	16	17	18	19
	22	23	24	25	26
	29	30	31		

## September

	M	T	W	T	F
					1
	5	6	7	8	9
	12	13	14	15	16
	19	20	21	22	23
	26	27	28	29	30

## October

	M	T	W	T	F
	3	4	5	6	7
	10	11	12	13	14
	17	18	19	20	21
	24	25	26	27	28
	31				

## November

	M	T	W	T	F
					1
	7	8	9	10	11
	14	15	16	17	18
	21	22	23	24	25
	28	29	30		

## December

	M	T	W	T	F
					1
	5	6	7	8	9
	12	13	14	15	16
	19	20	21	22	23
	26	27	28	29	30

# WHAT GOES IN THE BROWN BIN?

## Raw, cooked, or spoiled food

- Coffee and coffee filters, tea and teabags
- Condiments\*
- Cookies, candies and desserts\*
- Dairy products\*
- Eggs and eggshells
- Fish and fish bones\*
- Fruits and vegetables
- Herbs and spices
- Meat, poultry and bones\*
- Nuts and shells
- Pasta, bread, grains and rice\*
- Pet food\*
- Seafood and seashells\*
- Vegetable fats and salad dressings\*

\* **Materials that are difficult to process in home composters. Toss them in the brown bin!**

## Soiled paper and cardboard

- Paper tissues, towels, and napkins\*
- Paper tablecloths, paper dishes\*
- Soiled cardboard food containers and unwaxed packaging (e.g., pizza boxes)\*

## Yard and plant waste

- Twigs
- Garden waste (except certain noxious or invasive plants)
- Healthy or sick plants and indoor plants with soil attached
- Leaves and lawn clippings
- Straw and hay
- Wood chips and sawdust

## Other organic materials accepted:

- Cat litter with animal excrement except litter made of silica (in bulk or in paper bags only)
- Cold ashes
- Hair, nail clippings, fur and feathers
- Toothpicks, wooden popsicle sticks and skewers

# WHAT NOT TO PUT IN THE BROWN BIN:

- **Plastic bags (even those marked biodegradable, oxobiodegradable, or compostable)**
- Absorbent pads from meat and fish
- Certain noxious or invasive plants like Common reed
- Cigarettes
- Dead animals
- Diapers and personal hygiene products (dental floss, sanitary pads, cotton swabs, etc.)
- Household hazardous waste (HHW, such as used oils, batteries, paint, etc.)
- Plasticized or waxed paper packaging (e.g., ice-cream containers)
- Soil, sand and gravel (soil attached to plants is accepted)
- Styrofoam
- Textiles
- Tree trunks and stumps
- Vacuum-cleaner waste
- Wood, cement, ceramics and other construction, renovation and demolition waste



# USEFUL INFORMATION

## **I already compost at home. Why would I use a brown bin?**

If you're already composting food and yard waste at home, collection of compostable organic materials is complementary. For example, the materials marked with an asterisk (\*) on the list on page 4 can be a problem for home composts, whether you are using an outdoor setup or vermicomposting. You can keep composting at home and use your brown bin as an environmentally friendly way to get rid of any other organic materials your system can't handle. Brown bins can also come in handy when you have large quantities of yard and green waste to deal with.

## **What do I do with food and other household organic waste?**

Collect your organic waste in the mini kitchen bin provided by the Municipality. Empty it regularly into your brown bin. To make things easier and more hygienic, you can line your mini kitchen bin with small paper bags, or line your brown bin with large paper bags. You can buy paper bags for this purpose or simply use newspaper.


## **Can I use plastic bags?**

No. All plastic bags are banned from your brown bin, even those marked biodegradable or compostable. However, paper bags are accepted.

## **What happens to the organic waste I collect in my brown bin?**

The organic waste will be transported to the MRC de La Vallée-de-la-Gatineau composting centre in Kazabuzua to be composted in turned windrows. You will even be able to use the compost produced there since the plan is to make it available to municipal residents (stay tuned for more information on this).





# HANDY TIPS FOR DEALING WITH MINOR (OR NOT-SO-MINOR) PROBLEMS

## **Organic waste is freezing to the bottom of the bin**

- Line your brown bin with a big paper bag or newspaper, or place a piece of cardboard on the bottom of the bin before tossing in your compostable organic materials.

## **The bin smells**

- Put your brown bin out every collection day, especially when it's hot. Between pickups, keep your brown bin in the shade away from full sun.
- Rinse your brown bin with soap and water or vinegar.
- Use paper bags for food waste or add a layer of newspaper or green waste to your bin each time you add food waste.
- Freeze stronger smelling food waste (e.g., leftover fish) and add it the day before your brown bin is collected.

## **Pesky animals are attracted to the bin**

- Sprinkle the cover of the bin with Cayenne pepper or spread some menthol around the edges.
- Use the specially designed locking system or a bungee cord to keep the bin closed. Be sure to unlock the bin or remove the cord on collection day.
- Take the same precautions as with household garbage.

## **The contents of the bin are infested with worms or maggots**

- Rinse your bin after it's been emptied and leave the lid open in the sun to dry. You can also sprinkle your bin with baking soda, spray it with vinegar, or rinse it with boiling water.
- Keep the lid closed at all times.
- Put out your compost on every collection day, especially when it's hot.
- Between collection days, keep your bin in the shade away from full sun.
- Layer your food waste in the bin with dry materials such as newspaper, sawdust, dead leaves, paper towels, etc.
- Keep meat or fish leftovers in the freezer and put them in the brown bin the day before pickup. You can also wrap them in newspaper or put them in a paper bag before tossing them in the bin.



# La Pêche

For more information (dates, special collections, sorting, handy tips and tricks, etc.) **visit [villelapeche.qc.ca](http://villelapeche.qc.ca)**

**TOGETHER  
WE COMPOST**



Cantley



Chelsea



Municipalité de | Municipality of  
**Pontiac**